



# ELMER DAY

CELEBRATION  
PACK 2026

#ElmerDay

@elmerthepatchworkelephant

[www.elmer.co.uk](http://www.elmer.co.uk)

**GO  
ALL  
IN.**

National  
Year of  
Reading  
2026

## Get ready for the most colourful day of the year!



Celebrate the National Year of Reading with Elmer Day 2026.

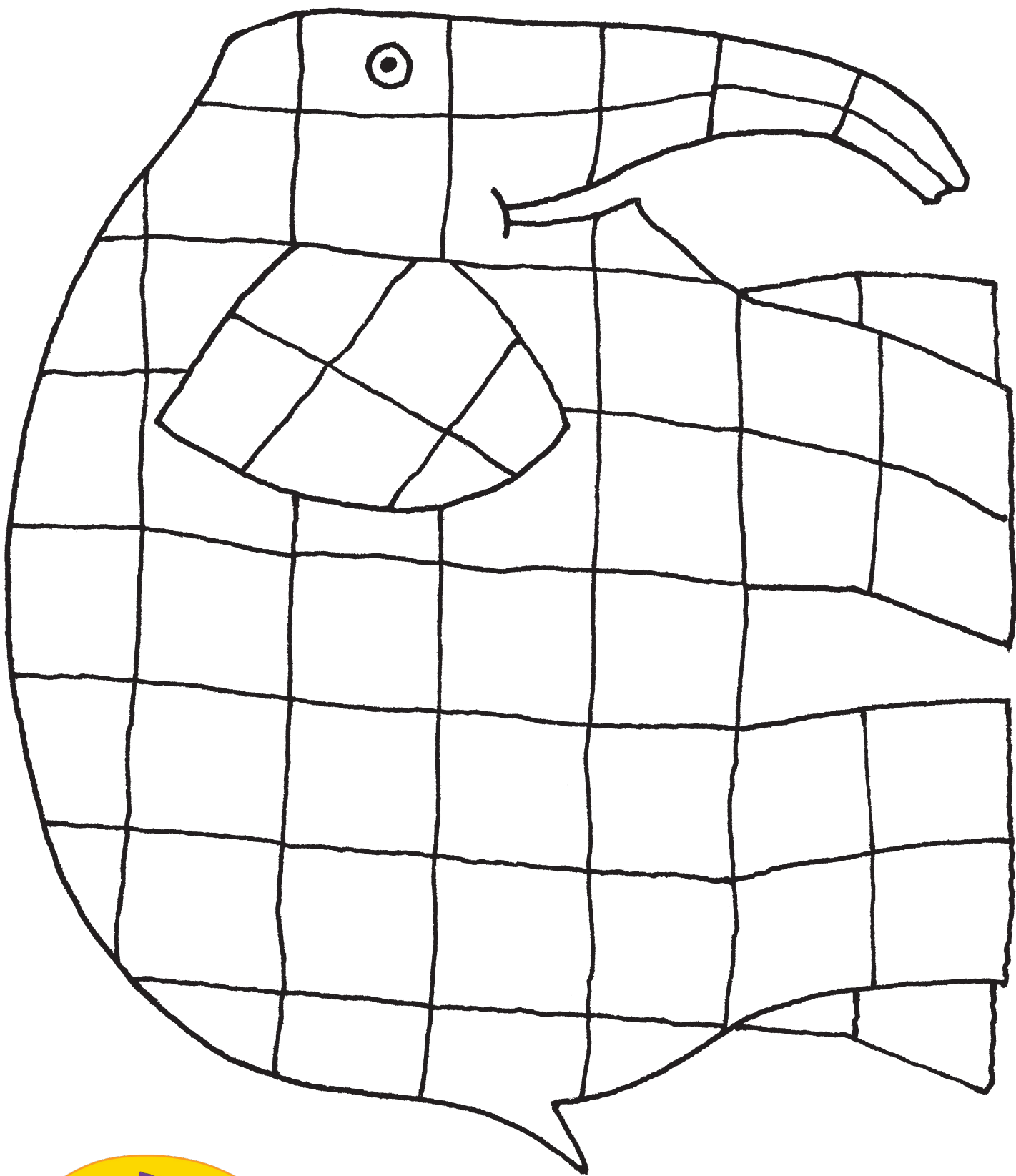
We will have hundreds of events happening in schools, nurseries, libraries and bookshops around the country, and all over the world!

Everyone is invited to join in the fun for Elmer Day, and while the official date for this year's Elmer Day is Saturday 23th May, we invite you to celebrate at a time that works for you, whether that's sharing Elmer stories throughout the week before or hosting craft sessions during Half Term.

Join in online by sharing photos with **#ElmerDay** and find this Elmer Day resource pack, video content and other resources at: **[Elmer.co.uk/elmer-day](https://www.elmer.co.uk/elmer-day)**

### CONTENTS:

- Colour in Elmer Activity Sheet
- Elmer and the White Bear Colouring Sheet
- Wordsearch
- Twinkl Elmer Pencil Control Maze
- Twinkl Writing Activity
- Elmer Ears Craft Activity
- Hide and Seek Game
- Elmer Day Song Activity from Tall Stories
- PawPrint Elmer Paint by Numbers
- Elmer Paper Plate & Trunk Craft Activity
- Elmer Search and Find Animals Activity
- Learn with Elmer and Just Like Us Resources
- Milk Bottle Elmer Craft Activity
- Elmer Crossword
- Helpful Tips for Bedtime with Elmer
- Elmer Bedtime Routine Checklist
- Discover more Elmer stories
- Answers - Elmer Wordsearch and Crossword


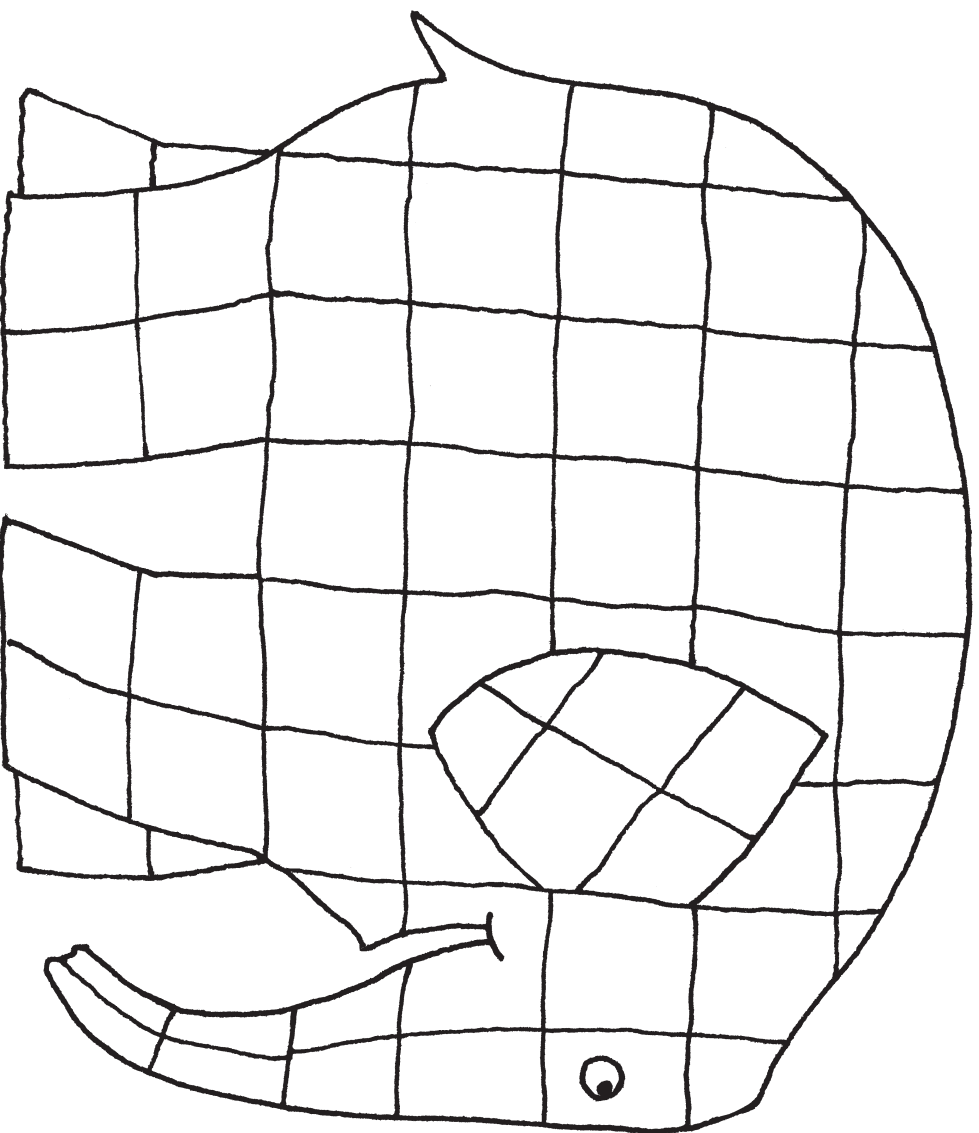


Name: .....

Age: .....

Colour in a scene from

# ELMER and the WHITE BEAR



Name ----- Age -----



# ELMER and the White Bear

## Word Search

E	W	T	E	S	N	O	W	B	A	L	L	C	Z	S	F
L	Y	I	O	A	S	I	F	H	L	X	S	F	H	K	Z
M	O	P	L	X	V	R	Y	M	P	N	Y	I	P	S	F
E	S	D	G	B	D	I	C	E	O	G	J	L	X	B	J
R	Z	C	B	Q	U	X	O	P	W	O	A	D	G	G	Q
Q	T	U	I	P	D	R	Y	X	B	Y	I	P	A	D	R
E	W	H	I	T	E	B	E	A	R	A	B	C	Z	S	F
T	G	J	K	Z	L	X	F	A	X	L	G	L	H	K	Z
U	C	B	M	Q	E	V	P	A	D	L	J	I	L	W	M
I	E	T	U	O	P	S	O	X	X	V	N	M	Q	E	O
B	I	R	D	K	H	K	L	Z	C	B	J	A	L	X	U
E	X	V	N	W	A	D	A	G	J	T	U	T	X	O	N
P	P	I	Y	R	N	Y	R	S	F	H	N	E	Q	E	T
A	T	U	O	S	T	X	U	O	S	F	G	C	B	N	A
D	G	J	L	X	V	N	W	R	Y	I	L	P	S	F	I
G	J	L	X	V	C	O	L	D	N	W	E	R	Y	I	N

Can you find the words in the wordsearch?


ELMER  
WHITE BEAR  
ICE  
WILBUR  
ELEPHANT  
CLIMATE


JUNGLE  
POLAR  
BIRD  
COLD  
SNOWBALL  
MOUNTAIN





## ELMER PENCIL CONTROL MAZE



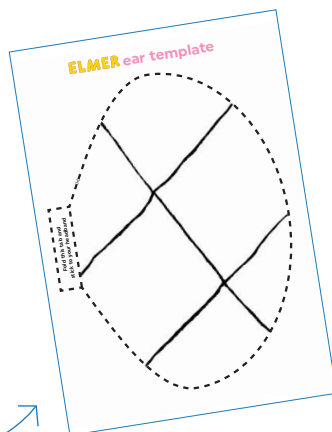
[illegible]

# Make your own **ELMER** ears

You can be just like Elmer with these colourful, patchwork ears!

## You will need:

- White card
- A pencil
- Colouring pencils or felt tip pens
- Glue or sticky tape
- Scissors (We recommend a grown-up does the cutting out!)
- Elmer ear template





## Top Tip:

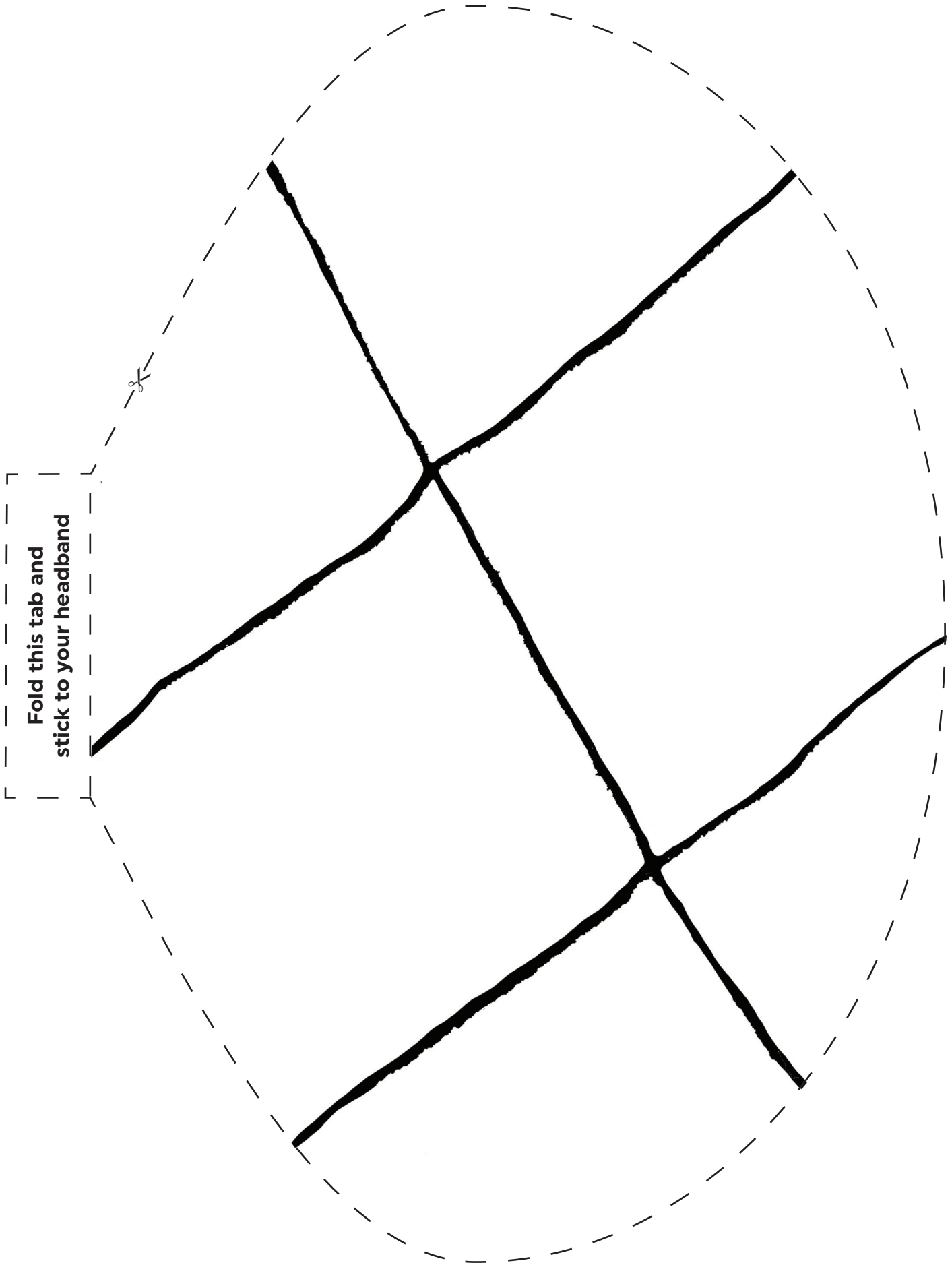
Read about how all the animals dress up as elephants and join in the parade in *Elmer's Special Day*.

## Instructions:

- Cut a strip of card to wrap around your head and sit like a crown. Stick the ends of your headband together.
- Cut out the ear template (also in this pack) and draw around it twice on to card, then cut out the two ears.
- Draw patches onto the ears and colour them in using bright colours.
- Fold the tab on the ears and apply glue or sticky tape.
- Stick the ears to either side of the headband.
- Now you are ready to join the parade! Share pictures of your patchwork creation on social media using **#ElmerDay**




# ELMER ear template






# ELMER'S Hide and Seek Game


Cut out the characters and hide them around your space  
(you may want to laminate or mount them on coloured card first).



Elmer



Wilbur



Monkey




Tiger





Lion

Teddy



Giraffe

Can you find  
**ELMER'S** friends?



Elmer ☐



Wilbur ☐



Tiger ☐



Lion ☐



Teddy ☐



Monkey ☐



Giraffe ☐



# ELMER DRAMA ACTIVITIES FROM TALL STORIES

**TALL STORIES** are touring the UK this Spring with a brand-new show, **The Elmer Adventure**




Watch the amazing **ELMER DAY** song from The Elmer Adventure by scanning the **QR code (left)** - and use the drama techniques below to put on your own performance!

**WATCH THE SONG:** [youtube.com/watch?v=QrzgntQOIx8](https://youtube.com/watch?v=QrzgntQOIx8)

## With one person

One of Elmer's most distinguishing features is his trunk, so can you make the trunk with one of your arms? Bring the top of one of your arms to your nose, and swing it round like an elephant!

**Top tip:** Maybe your other arm could be the tail!



## A two person Elmer can have even more features!

Select person 1 to be the trunk, and person 2 to be the ears. Person 1 should stand in front of person 2, and make the trunk with their arm. Person two can make Elmer's ears by spreading their hands out as wide as they can, placing the bottom of each hand on either side of person 1's head.

Can you make your best elephant sound?

**Top tip:** wear your most colourful clothing to look more like Elmer!

**Advanced level:** try moving as Elmer! Coordinate your walking so that both people move their left feet at the same time, then their right feet. Try walking slowly like a big elephant!



**FOR TOUR DATES AND MORE INFORMATION VISIT:**  
[tallstories.org.uk/the-elmer-adventure/](https://tallstories.org.uk/the-elmer-adventure/)

# Paint by Numbers

Match the numbers to the colours to paint Elmer's patchwork pattern.

## Here's an Idea!

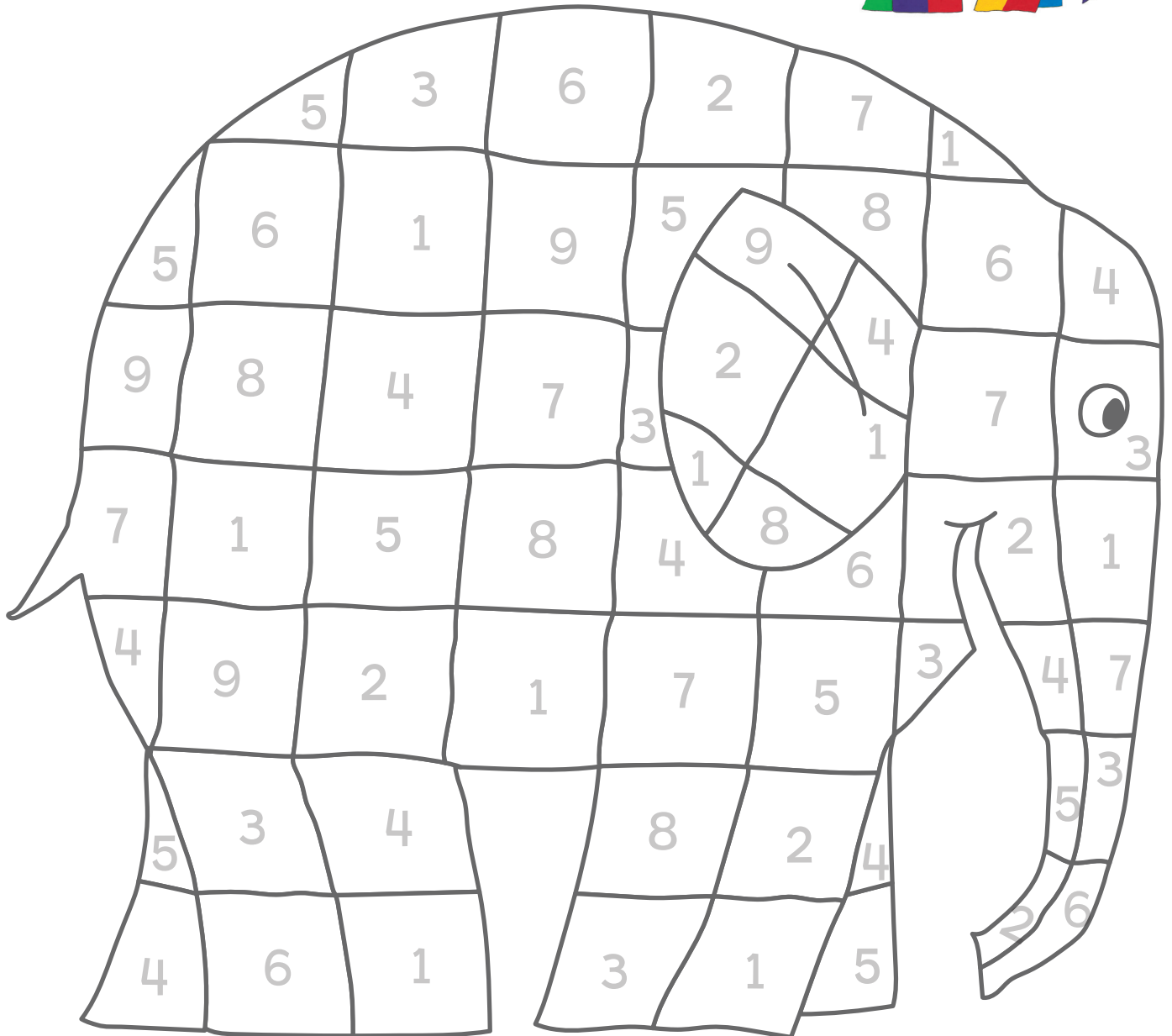

Don't fancy getting too messy? Swap your paint for colouring pens or pencils instead.



Cover me up whilst you paint or use me if you're stuck!



# ELMER™



Pawprint Family are on a mission to help leaders, teachers and parents provide #AdventureforAll through 1000s of free activity ideas and resources, and over 400 challenge badges. Head to our website to start your adventures with the Elmer Challenge Badge, activity pack and resources!





# ELMER CRAFT ACTIVITIES

Add some colour to your Elmer Day  
with these fun activities...

## MAKE AN ELMER PAPER PLATE MASK:

- You will need 2 paper plates and some extra cardboard, plus squares of coloured tissue paper, paints or crayons for decorating your mask.
- Cut one paper plate in half and stick the two pieces to the other plate to make Elmer's ears.
- Cut out a trunk shape from cardboard and stick it onto Elmer's face
- Decorate your mask with lots of colours and then add some eyes (we've used googly eyes, but you could make your own with paper and pens).



Share photos of your  
Elmer crafts on socials!  
#ElmerDay

## MAKE AN ELMER TRUNK:

- You will need some string, lots of toilet roll tubes or large pasta tubes, and paint or colourful tissue paper.
- When you've decorated each of the tubes, string them together. Pole poke a hole in the first and last tube, thread the ends of the string through the holes and tie knots to secure them in place.





## LEARN WITH ELMER & JUST LIKE US



### 1. EYFS: What makes me special?

*Elmer* is a story about celebrating being yourself. When Elmer tries to hide who he is, he feels sad and so do his family and friends. When Elmer gets to be who he is, he is happy and so is everyone else! We are all different but rather than hiding our differences, we should celebrate them.

**How did Elmer feel at the end of the book? Why did he feel so happy?**


**What makes you special? How can you share and celebrate this with the people you love? How can you celebrate the ways your friends are special?**

### 2. KS1: What is Pride?

*Elmer* is a story about being yourself. In the end his family and friends choose to celebrate Elmer being himself in a yearly celebration. This can be a really good way to introduce 'Pride' to children.

**What does pride mean? What are you proud of?**

- p7-8: Is Elmer proud here? How do you know?
- p13-14: What is Elmer doing? Why is he doing this?
- p27-28: Is Elmer proud here? How do you know?



When we say Pride (with a capital P!) we don't mean an everyday feeling of pride, but an event and time of year when certain people celebrate their pride in who they are and who they love. June is the month we celebrate Pride, and usually that's when lots of fun things happen, often there are parades or marches. We celebrate it to show that everyone can be proud of who they are, no matter who you love or what gender they are.

You may want to show some pictures of Pride events from around the world and directly compare these to the final double page spread of *Elmer*. What are the similarities?

**How can you celebrate your pride in who you are?**

### Access more resources:

If you're a teacher, you can access full lesson plans and slides on these topics by signing up for free to School Diversity Week at [www.justlikeus.org](http://www.justlikeus.org).



Just Like Us, the LGBT+ young people's charity, provides free educational resources as part of [School Diversity Week](http://www.schooldiversityweek.org), the UK-wide celebration of LGBT+ equality in primary and secondary schools that takes place every June.







# MAKE AN ELMER MILK BOTTLE

You can make a whole herd of elephants out of plastic milk bottles!


## MAKE A MILK BOTTLE ELMER:

- You will need a plastic milk bottle for each child, plus lots of colourful tissue paper cut up into squares.
- Prepare each milk bottle by removing the lid and label and washing out the inside. Then cut off the bottom part of the bottle to create Elmer's legs and trunk.
- Cover the surface with PVA glue and then stick tissue paper squares all over the elephant in a patchwork pattern.
- Once your elephant is completely covered in tissue paper give it a coat of PVA to varnish.
- Finally add some eyes (we've used googly eyes, but you could make your own with paper and pens). If you have time you can make Elmer some ears out of card as well.

**TIP:** If you want to make an ordinary grey elephant you could paint it grey. Try adding some black ready-mix paint to PVA glue so that it sticks to the plastic.



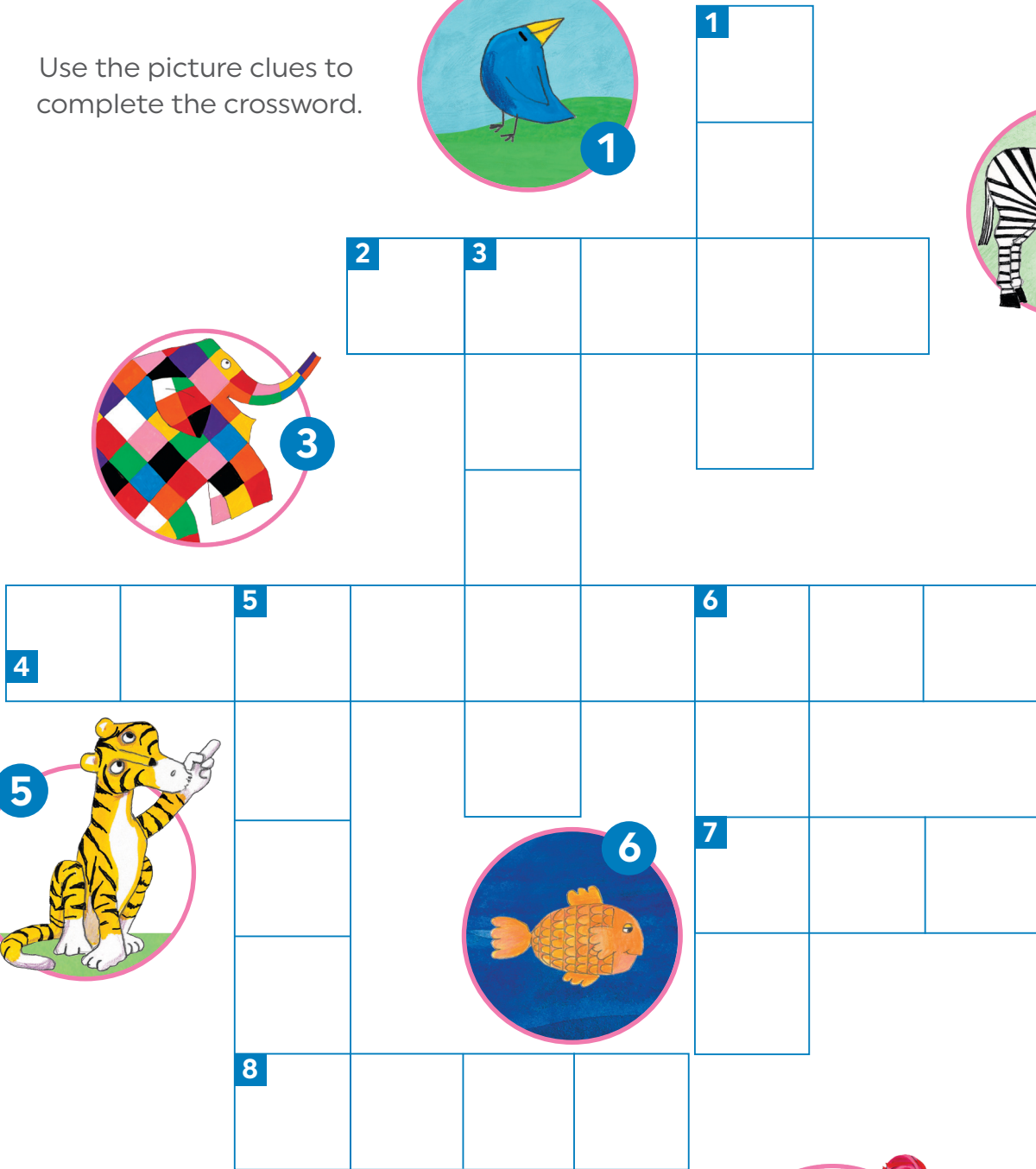





Share photos of your milk bottle Elmer on Twitter! #ElmerDay





# ELMER CROSSWORD

Use the picture clues to complete the crossword.





# Helpful Tips for Bedtime

## Advice for parents and carers from The Sleep Charity



A bedtime routine is important in getting a good night's sleep. A routine helps to support a child's body clock and aid relaxation.

Feeling relaxed is important in the run up to bedtime for both parent and child. If your child is experiencing difficulties sleeping it can make you both feel anxious. Youngsters often pick up on stress levels around them, so it is important to create a relaxing and calm environment as bedtime approaches.

### Here are some helpful tips to create a relaxing bedtime routine for your child:

- A bedtime routine is important for all ages and a regular routine will help children relax and get ready for bed. Try to start the routine at the same time every night as it helps to support your child's body clock, meaning they are likely to nod off more quickly.
- Set aside time earlier during the day to allow your child to share any worries with you. It can be helpful to share how their day has been and what is planned for the next day. Make sure to give them your full attention.
- Dim the lights in the hour before bed to encourage the production of melatonin, this will help to promote that sleepy feeling.
- Looking at screens can make it harder to fall asleep. So turn off an hour before bedtime, this includes television, laptops, tablets and mobile phones. Screen activities can be mentally stimulating and may also inhibit the production of melatonin, the sleep hormone that helps us to feel drowsy.
- Bedtime role-playing can help children mentally prepare for bedtime. Try letting your child put their Elmer or other toys to bed, tucking them in and saying 'Goodnight'.
- Younger children may enjoy a bedtime box, filled with a selection of activities to carry out during the routine. Hand eye co-ordination activities such as jigsaws, colouring and threading are great for promoting relaxation, such as an Elmer colouring sheet. Older children may prefer to read, play a board game or take part in a craft activity.
- A bath half an hour before bed can help to promote sleep, the decrease in body temperature after a bath can help your child to nod off more easily.
- Massage can help some children to unwind as can mindfulness or simple breathing exercises. Imagine breathing in a beautiful white light and blowing out any worries or troubles each time they exhale. Breathing exercises are also useful for parents to carry out and are a great exercise to enjoy together.
- There's no better way to end the day than snuggled up in bed with a bedtime story – and it's never too early to start reading to your child. Make it part of their bedtime from being very young. It helps develop listening, concentration and vocabulary skills. It's also a great way to spend time with your child before bed.
- Children love predictability so don't be afraid to have one or two books that you use frequently at bedtime – they love the repetition.
- Why not consider making up a story about one of your child's favourite book characters? You can even get your child to make up a story too – it's great for the imagination! If you've read **Elmer and the Bedtime Story** you can have a go at making up stories to go with the titles mentioned by the jungle animals (e.g. 'The Story of the Vanishing Biscuit').
- Don't forget to end the day on a positive note by sharing 5 great things that have happened during the day.



The Sleep Charity provides advice and support to empower the nation to sleep better. Find out more: [thesleepcharity.org.uk](https://thesleepcharity.org.uk)







## Bedtime Routine Checklist

Are you ready to have a good night's sleep?

Follow the bedtime routine below and tick each one off as you go along

Tidy away your toys... nobody likes mess including Elmer

Dim the lights and turn off your favourite programme ready for some quiet play

Get your pencils ready for drawing or get out a jigsaw puzzle or Lego

Time for a bedtime supper - nothing too chocolatey and not too much to drink!

Bath-time! Make sure you clean behind your ears like Elmer!

Brush your teeth and go to the toilet

Snuggle in bed to read a bedtime story...  
Why not get your favourite teddy and tuck him in bed for the story too?

Get into your snuggly PJs to help you have the best dreams







Sing teddy a song... Whats your favourite bedtime song?

Turn off the lights and get cosy....

**Good night and sleep well.**



# Discover more **ELMER** stories!



## NEW ELMER STORY FOR SEPTEMBER 2026!

**Elmer and the Tug of War** is the 32nd **Elmer** book written by **David McKee**, with a humorous message that winning isn't everything. It's elephants versus hippos in the jungle tug of war! But what happens when neither side can win? Thankfully, Elmer has an idea...

Found by his children among his effects, this is the last Elmer story written by David McKee, illustrated by his close friend and artist **Marysia Milewski**.

**Publishing in hardback September 2026**

**Elmer** remains one of the most iconic and widely read children's book series of all time, selling over 10 million copies worldwide since it was first published by Andersen Press in 1989. For more than 35 years and across 32 stories, David McKee's iconic and brightly coloured patchwork elephant has spread a message of confidence, friendship and compassion to children all around the world.

**David McKee (1935 - 2022)** was an artist and celebrated children's book creator responsible for many family favourites such as *Not Now, Bernard*, *Mr Benn*, *King Rollo* and *Elmer the Patchwork Elephant*. In 2020 he won the British Book Awards Illustrator of the Year Award and BookTrust's Lifetime Achievement Award.



@elmerthepatchworkelephant


[Elmer.co.uk](http://Elmer.co.uk)



ANDERSEN PRESS

# Supporters of **ELMER DAY**

Thank you to everybody who has supported Elmer Day 2026!



@elmerthepatchworkelephant

[Elmer.co.uk](http://Elmer.co.uk)



ANDERSEN PRESS



# ELMER and the White Bear

## Word Search - ANSWERS

E	W	T	E	S	N	O	W	B	A	L	L	C	Z	S	F
L	Y	I	O	A	S	I	F	H	L	X	S	F	H	K	Z
M	O	P	L	X	V	R	Y	M	P	N	Y	I	P	S	F
E	S	D	G	B	D	I	C	E	O	G	J	L	X	B	J
R	Z	C	B	Q	U	X	O	P	W	O	A	D	G	G	Q
Q	T	U	I	P	D	R	Y	X	B	Y	I	P	A	D	R
E	W	H	I	T	E	B	E	A	R	A	B	C	Z	S	F
T	G	J	K	Z	L	X	F	A	X	L	G	L	H	K	Z
U	C	B	M	Q	E	V	P	A	D	L	J	I	L	W	M
I	E	T	U	O	P	S	O	X	X	V	N	M	Q	E	O
B	I	R	D	K	H	K	L	Z	C	B	J	A	L	X	U
E	X	V	N	W	A	D	A	G	J	T	U	T	X	O	N
P	P	I	Y	R	N	Y	R	S	F	H	N	E	Q	E	T
A	T	U	O	S	T	X	U	O	S	F	G	C	B	N	A
D	G	J	L	X	V	N	W	R	Y	I	L	P	S	F	I
G	J	L	X	V	C	O	L	D	N	W	E	R	Y	I	N

Can you find the words in the wordsearch?

ELMER  
WHITE BEAR  
ICE  
WILBUR  
ELEPHANT  
CLIMATE

JUNGLE  
POLAR  
BIRD  
COLD  
SNOWBALL  
MOUNTAIN